

Tri-City Medical Clinic

Name: Olson, Jensine

Sex: Female
Ethnicity: White

Referring Physician:

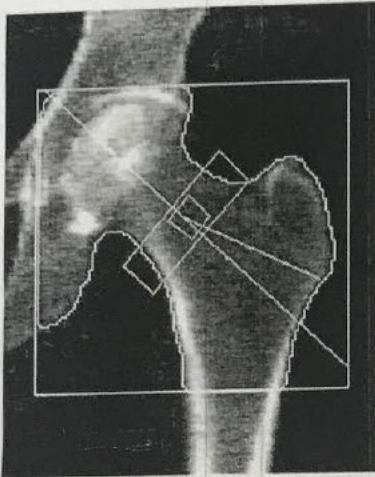


Image not for diagnostic use
k = 1.132, d0 = 48.3
106 x 99

Scan Information:

Scan Date: March 02, 2020
Scan Type: f Left Hip
Analysis: March 02, 2020 10:07 Version 12.4:5
Left Hip
Operator: JS
Model: Discovery Ci (S/N 81542)
Comment:

DXA Results Summary:

Region	Area (cm ²)	BMC (g)	BMD (g/cm ³)	T - Score	Z - Score
Neck	5.13	2.96	0.577	-2.5	-0.7
Troch	11.08	6.21	0.560	-1.4	-0.2
Inter	17.09	13.33	0.780	-2.1	-0.9
Total	33.29	22.50	0.676	-2.2	-0.8
Ward's	1.09	0.44	0.405	-2.8	-0.4

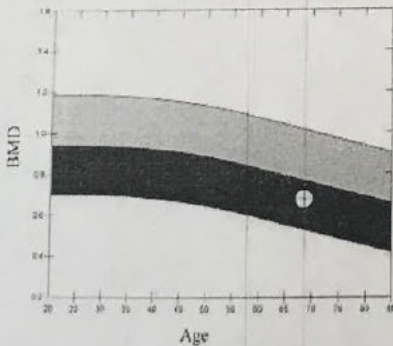
Total BMD CV 1.0%, ACF = 1.035, BCF = 1.014, TH = 6.106

WHO Classification: Osteopenia

Fracture Risk: Increased

2.2 to -1.9 2021

Total



Reference curve and scores matched to White Female

Source: NHANES

Physician's Comment:

HOLOGIC

Tri-City Medical Clinic

Name: Olson, Jensine

Sex: Female
Ethnicity: White

Referring Physician:

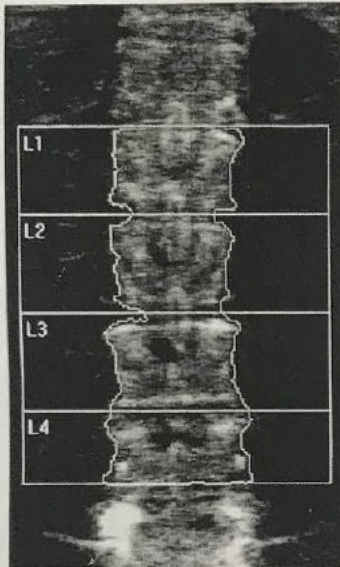


Image not for diagnostic use
k = 1.123, μ = 44.7
116 x 128

Scan Information:

Scan Date: March 02, 2020
Scan Type: f Lumbar Spine
Analysis: March 02, 2020 10:10 Version 12.4:5
Lumbar Spine
Operator: JS
Model: Discovery Ci (S/N 81542)
Comment:

DXA Results Summary:

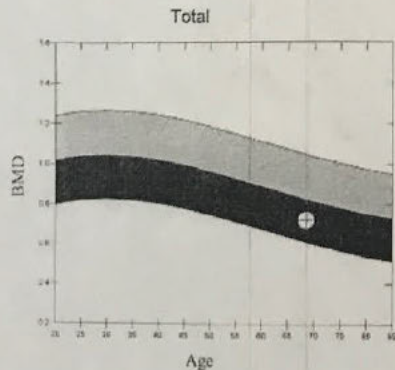
Region	Area (cm ²)	BMC (g)	BMD (g/cm ³)	T-Score	Z-Score
L1	13.77	10.57	0.767	-1.4	0.3
L2	14.50	10.49	0.724	-2.8	-0.8
L3	16.03	11.57	0.722	-3.3	-1.2
L4	14.05	9.47	0.674	-4.0	-1.9
Total	58.35	42.09	0.721	-3.0	-1.0

Total BMD CV 1.0%, ACF = 1.035, BCF = 1.014, TH = 7.369

WHO Classification: Osteoporosis

Fracture Risk: High

-3.0 to -1.3 2021



Reference curve and scores matched to White Female

Source: Hologic

Physician's Comment:

HOLOGIC®