

THE CENTER FOR BONE HEALTH

Name: SHERMAN, J

Sex: Female

Ethnicity: White

Scan Information:

Scan Date: March 27, 2018

Scan Type: x Lumbar Spine

Analysis: March 27, 2018 11:02 Version 13.5.3.2:7
Spine

Operator: NA

Model: Discovery C (S/N 81473)

Comment: PREVIOUSLY ON FORTEO

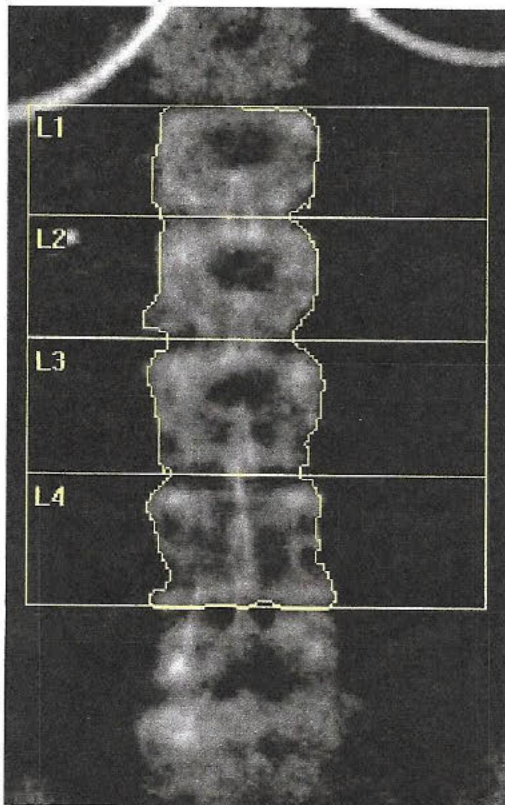


Image not for diagnostic use
k = 1.146, d0 = 47.5
116 x 127

DXA Results Summary:

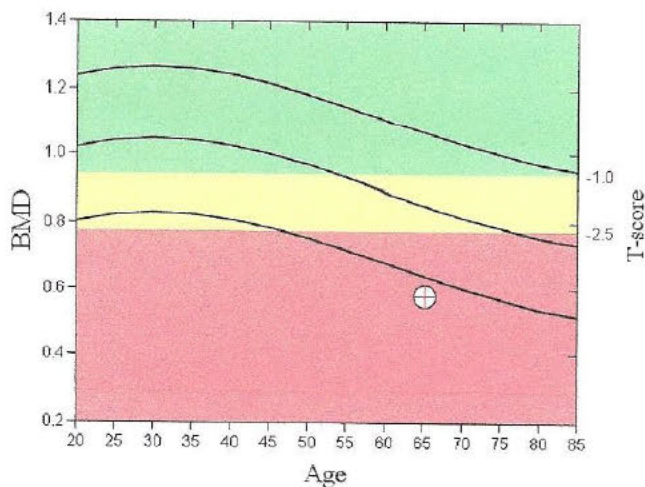
Region	Area (cm ²)	BMC (g)	BMD (g/cm ²)	T - score	Z - score
L1	11.02	6.52	0.591	-3.6	-2.1
L2	12.13	7.41	0.611	-3.8	-2.0
L3	13.68	7.91	0.578	-4.6	-2.8
L4	14.03	7.60	0.542	-4.7	-2.8
Total	50.87	29.44	0.579	-4.3	-2.5

Total BMD CV 1.0%, ACF = 1.033, BCF = 1.006, TH = 6.223

WHO Classification: Osteoporosis

Fracture Risk: High

Total



Comment:

T-score vs. White Female. Source:BMDCS/Hologic White Female. Z-score vs. White Female. Source:BMDCS/Hologic White Female.

HOLOGIC®

THE CENTER FOR BONE HEALTH

Name: SHERMAN, J

Sex: Female

Ethnicity: White

Scan Information:

Scan Date: March 27, 2018

Scan Type: x Left Hip

Analysis: March 27, 2018 11:02 Version 13.5.3.2:7
Hip

Operator: NA

Model: Discovery C (S/N 81473)

Comment: PREVIOUSLY ON FORTEO

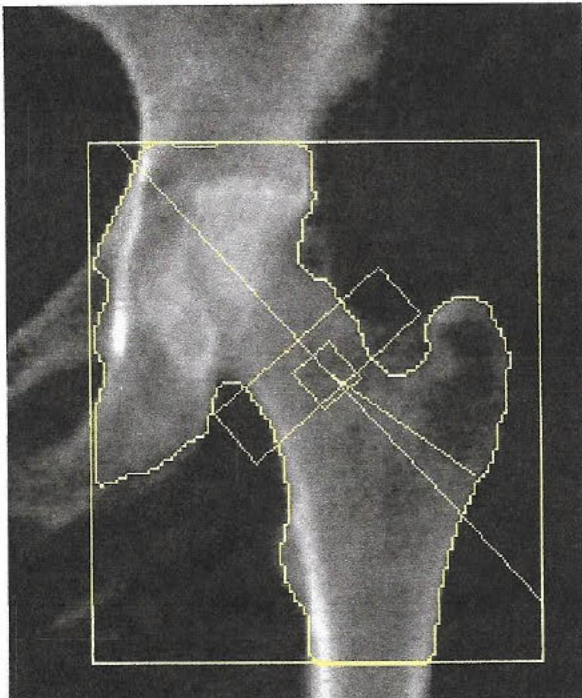


Image not for diagnostic use

k = 1.139, d0 = 51.6

99 x 115

NECK: 49 x 15


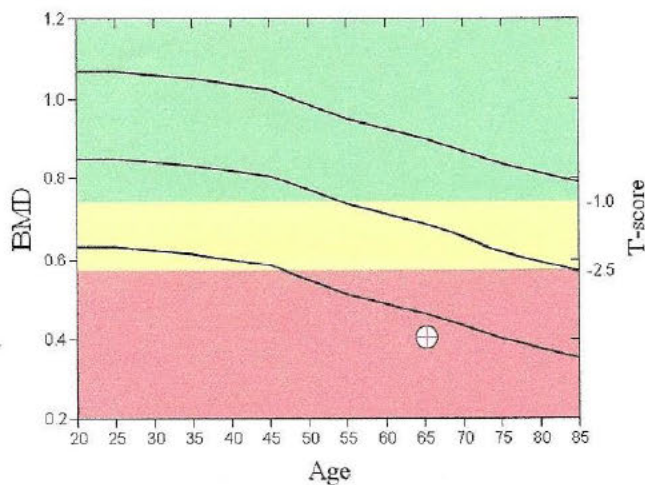
DXA Results Summary:

Region	Area (cm ²)	BMC (g)	BMD (g/cm ²)	T - score	Z - score
Neck	4.22	1.72	0.406	-4.0	-2.5
Total	31.23	14.47	0.463	-3.9	-2.7

Total BMD CV 1.0%, ACP = 1.033, BCF = 1.006, TH = 4.981

WHO Classification: Osteoporosis

Neck



10-year Fracture Risk¹

Major Osteoporotic Fracture 22%

Hip Fracture 10%

Reported Risk Factors:

US (Caucasian), T-score(WHO)=-3.8, BMI=18.9

¹ FRAX® Version 3.08. Fracture probability calculated for an untreated patient. Fracture probability may be lower if the patient has received treatment.

Comment:

THE CENTER FOR BONE HEALTH

Telephone: 732-263-7965

Name: SHERMAN, J

Sex: Female

Ethnicity: White

Scan Information:

Scan Date: March 27, 2018

Scan Type: x Right Hip

Analysis: March 27, 2018 11:02 Version 13.5.3.2:7

Hip

Operator: NA

Model: Discovery C (S/N 81473)

Comment: PREVIOUSLY ON FORTEO

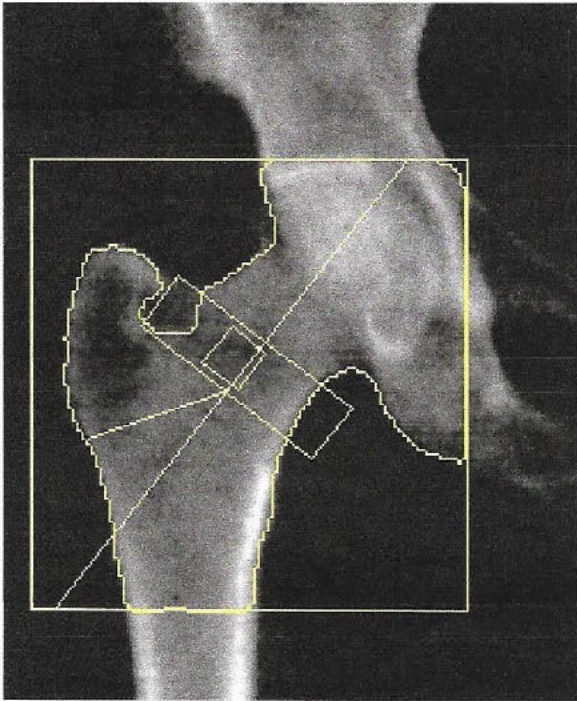


Image not for diagnostic use

k = 1.140, d0 = 50.8

96 x 100

NECK: 49 x 15

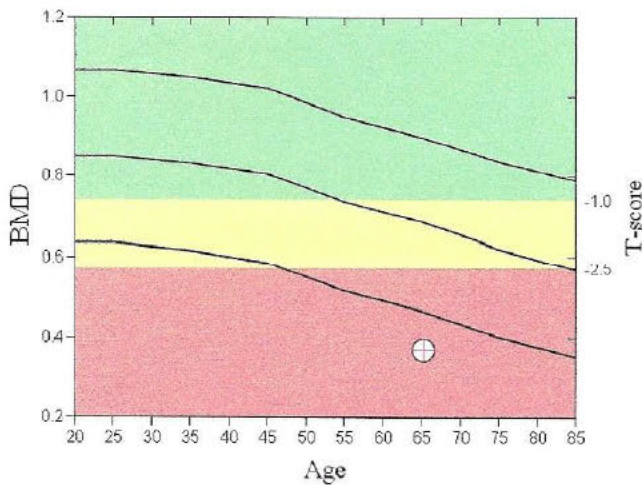
DXA Results Summary:

Region	Area (cm ²)	BMC (g)	BMD (g/cm ²)	T - score	Z - score
Neck	4.86	1.80	0.371	-4.3	-2.8
Total	29.07	15.03	0.517	-3.5	-2.3

Total BMD CV 1.0%, ACF = 1.033, BCF = 1.006, TH = 5.153

WHO Classification: Osteoporosis

Neck



10-year Fracture Risk¹

Major Osteoporotic Fracture 26%

Hip Fracture 14%

Reported Risk Factors:

US (Caucasian), T-score(WHO)=-4.1, BMI=18.9

¹ FRAX® Version 3.08. Fracture probability calculated for an untreated patient. Fracture probability may be lower if the patient has received treatment.

Comment:

T-score vs. White Female. Source:BMDCS/NHANES White Female. Z-score vs. White Female. Source:BMDCS/NHANES White Female.

HOLOGIC®